




KRISDEE & ASSOCIATES

2019 COMPANY OVERVIEW





PRESENTATION OVERVIEW

Our History

Plant Details

Specialties, Capabilities, and Machines

Production Support Strategy

Company Growth

Certifications

Customers: Our Future

Wrap Up and Questions



OUR HISTORY

HOW WE GOT HERE

KrisDee & Associates, Inc.
Wildcat Investments, LLC
Lakeview Precision



HUMBLE BEGINNINGS

KrisDee may have been founded in 1982...

but owner Russ Majewski began the business out of his garage in 1976. With strong passion and determination to succeed, he was able to move the production into an Incubator Unit in three short years. With continued momentum, KrisDee grew into a strong, healthy company in a fully owned and operated precision machining plant.

The background image shows a vast industrial manufacturing plant. In the foreground, a worker in a blue shirt is operating a large machine labeled 'A55'. The facility is filled with various industrial equipment, including what appears to be a CNC machine and other manufacturing tools. The ceiling is high with exposed ductwork and numerous overhead lights. The overall scene depicts a busy, large-scale manufacturing environment.

Our South Elgin, IL plant offers

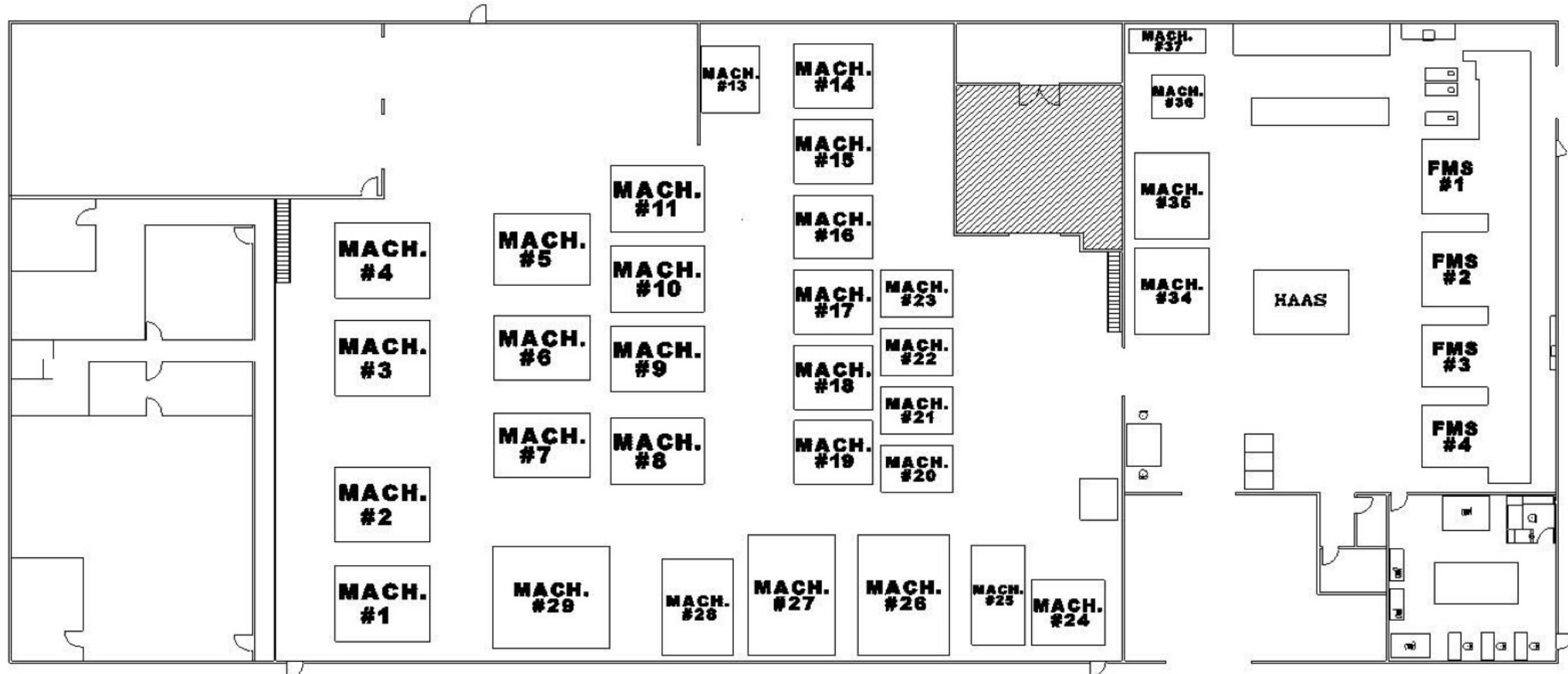
50,000

SQ. FEET OF MANUFACTURING SPACE

supported by 65 employees working a 6 day – 2
shift – 10 hour production schedule.


OUR PLANT LAYOUT

DESIGNED FOR EFFICIENCY AND SUCCESS



OUR SPECIALTIES

- Precision machined components and subassemblies made from castings, forgings, extrusions, and solids.
- Capacity to meet your requirements



OUR CORE COMPETANCY

**Roadmap to
success**

42 CNC MACHINES IN HOUSE

A wide array of machine sizes is backed by engineering design and project management.

HIGH VOLUME SUPPORT

Our automated, high-volume precision machining supports low cost production.

LOW-VOLUME CAPABILITIES

Our high-mix, low-volume setup allows us to take on a job of any size.

SECONDARY PROCESSES

In addition to precision machining, we offer finishing, assembly, and sub-assembly value-add processes.

QUALITY


State-of-the-art equipment allows us to maintain the highest quality standards for our customers.



OUR SUPPLY CHAIN

Includes domestic and overseas sources for die cast, sand cast, investment, and permanent mold castings. Our global sources include suppliers in Mexico, China, and Korea.

- (28) Makino A51nx
- (1) Makino A61nx
- (1) Makino A81
- (1) Makino A99
- Makino MMC2
- (1) OKK HM 1000s
- (2) Chiron Dz 12w
- (1) Chiron DZ 15AW
- (2) Brother TC-32B
- (3) Makino J55
- (1) Chiron FZ-08w
- (1) Hardinge Lathe



MAKING MACHINING COMPLEX MODULE **MMC2**

Major Components

Upper and Lower Rails Enable
Simultaneous, High-Speed Movement



Cableless Power Supply

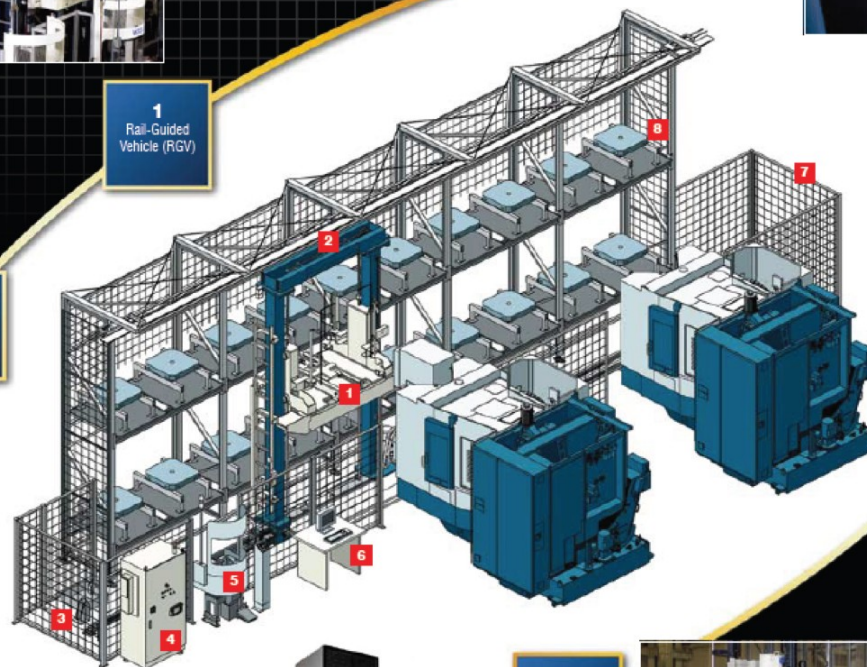


3
Floor Rail
and Optical
Communications

Cableless Data Communications

2
Guide Rail
and Trolley

1
Rail-Guided
Vehicle (RGV)



4
RGV
Controller



5
Worksetting
Station (WSS)




Space-saving 180° Pivoting Door

6
PC-based
System
Controller



System Control
Software (MAS-A5)

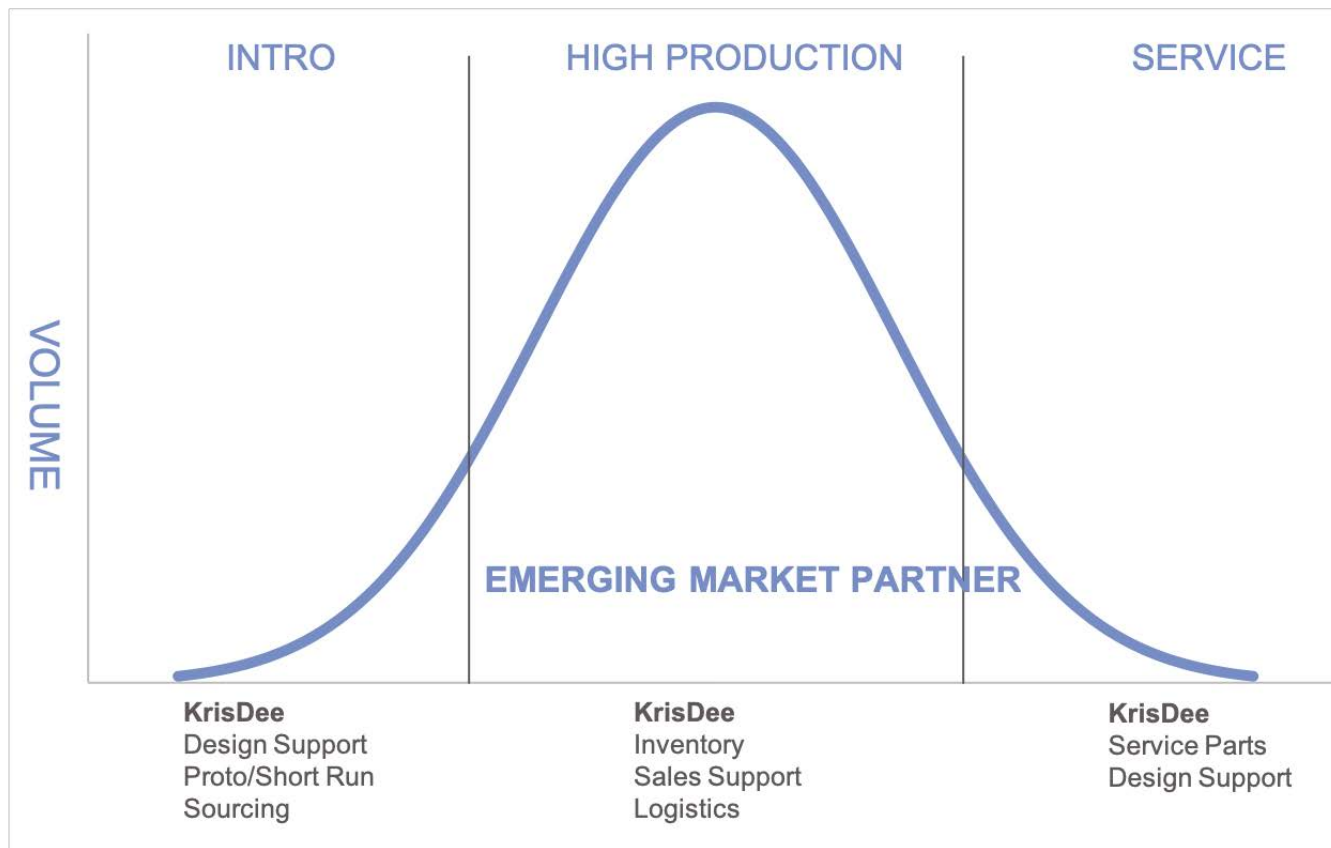
7
Guard Fence



8
Pallet Stocker



Coolant is centrally collected to
maintain a clean working environment



PRODUCT SUPPORT STRATEGY

Cradle to Grave

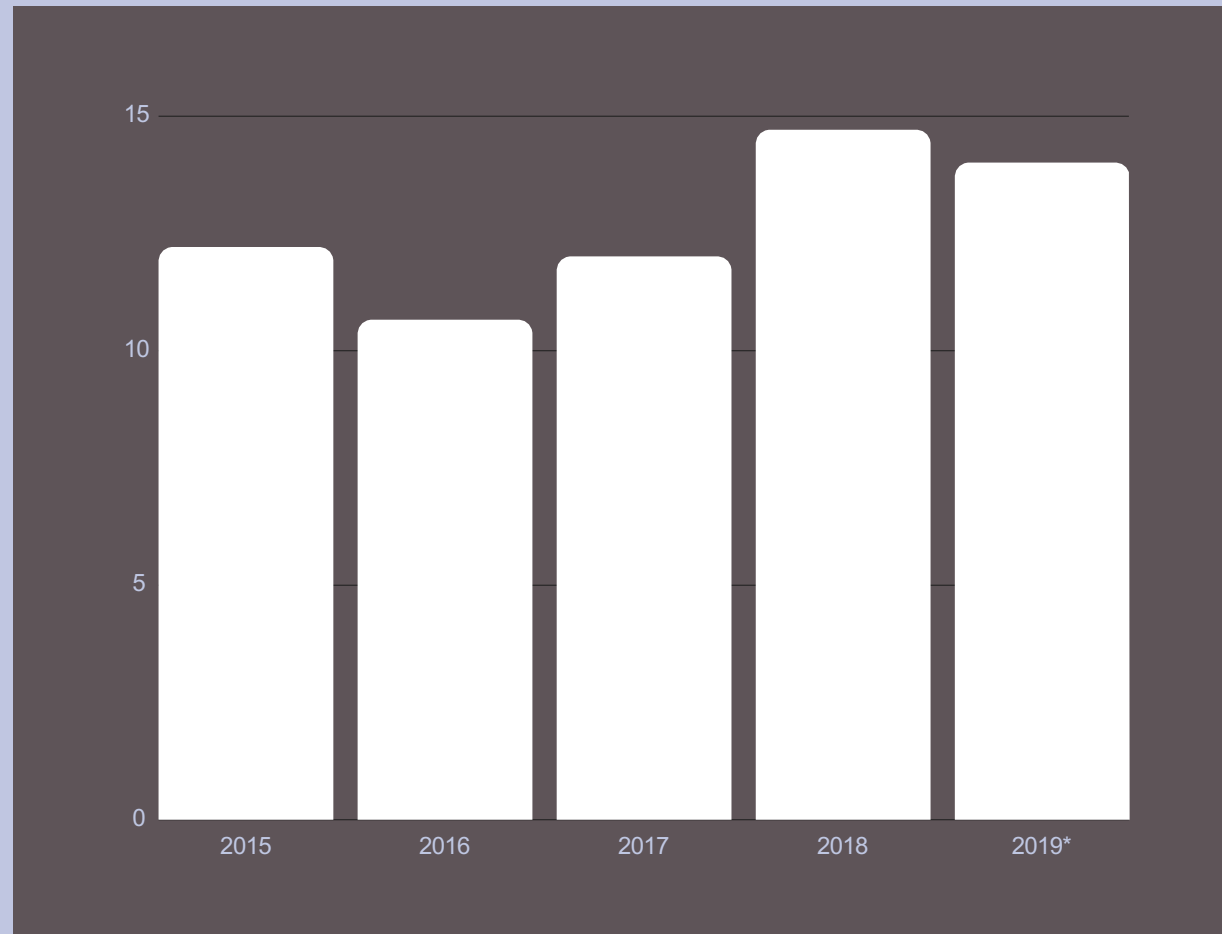
Our support team is equipped to help your company with part design and manufacture from initial DFM engineering support to transitioning out to service.

OUR SALES

Figures for past five years (in \$Millions)

KrisDee has focused on growth both organically and through business expansion with our current customers.

*2019 Forecast



OUR CERTIFICATIONS

How we fit into your supply chain



AS9100D
and
ISO9001:2015



Small
Disadvantaged
Business (SDB)



Six
Sigma
Black Belt



ITAR
Compliance
Letter



Minority Supplier
Development
Council



Federal
Firearms
License

The Industries We Serve



AUTOMOTIVE



HYDRAULICS



MEDICAL


The Industries We Serve



GENERAL INDUSTRY



AEROSPACE

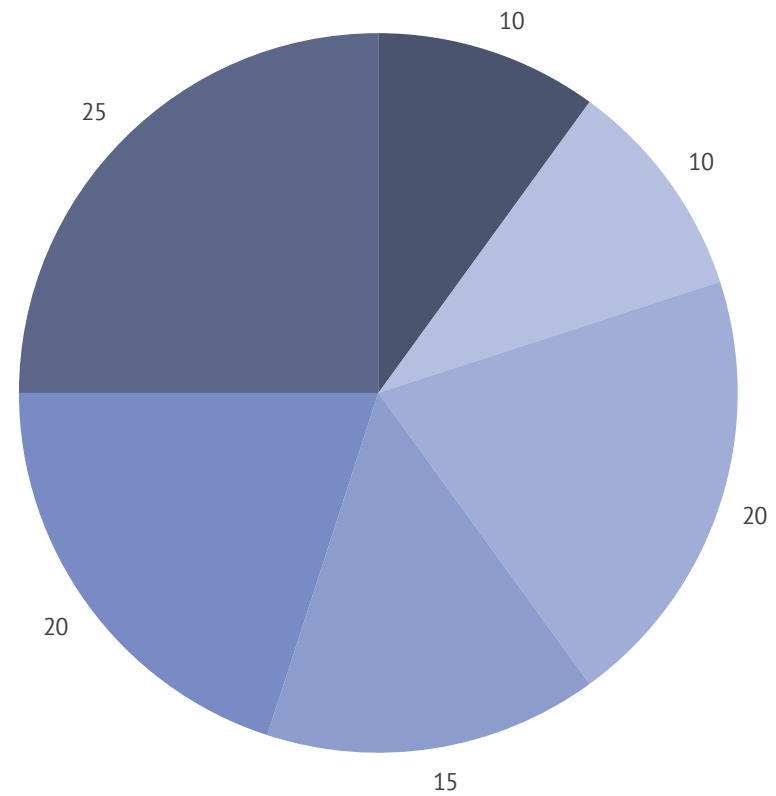


DEFENSE

SALES DISTRIBUTION

By Industry

■	Aerospace & Defense
■	Hydraulics
■	Healthcare
■	Automotive
■	Heavy Construction & Agriculture
■	Miscellaneous




QUALITY ALERT
HUTCHINSON XM6158A CASTING FAMILY
(XM6171A, XM6174A, XM6175A, XM6178A)

Wash Container on Right Side of Machine Only??
El bote para lavar las partes debe permanecer al lado derecho de la máquina??


- NO MACHINED PARTS ON LEFT SIDE OF MACHINE
- NO PONER PARTES MAQUINADAS EN EL LADO IZQUIERDO DE LA MÁQUINA
- DO NOT STACK MACHINED PARTS - WASH & DRY & PUT INTO SHIPPING CONTAINER
- NO ACUMULAR PARTES, SE TIENEN QUE LAVAR, SECAR Y PONERLAS EN EL CONTENEDOR

Check each layer to verify all parts are machined - before placing in container
Revisar cada capa para verificar que todas las partes estén maquinadas antes de poner en el contenedor



Innovation

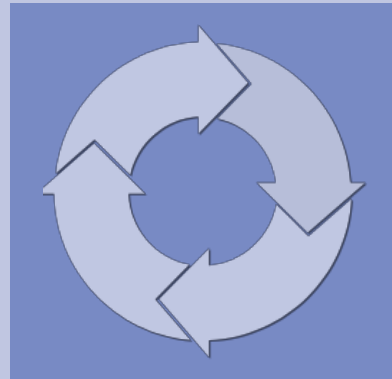
OUR VALUES



**Operational
Investment**



**Quality
Investment**



**Lean Productivity
Investment**



**Personal
Investment**

The background of the slide is a photograph of an industrial facility, likely a manufacturing plant. It shows various pieces of machinery, including what appears to be a large metalworking machine on the right with the brand name 'OKIK' visible. The ceiling is high with exposed pipes and industrial lighting fixtures. A large, semi-transparent blue rectangle is centered over the image, containing white text.

FUTURE STABILITY

With a strong foundation already in place, the next generation of KrisDee is ready to carry the torch into the future.

KRISDEE MANAGEMENT TEAM

THANK YOU

www.krisdee.com



MAILING ADDRESS

755 Schneider Dr., S. Elgin, IL
60177

EMAIL ADDRESS

info@krisdee.com

PHONE NUMBER

(847) 608.8300